

# THE KIT

BEAUTY & FASHION



DKNY SPRING/SUMMER 2014. PHOTOGRAPHY: PETER STIGTER

# THE MANE EVENT

*Straight from the runways of New York, Milan and Paris, we break down five of the season's hottest styles in this summer hair guide. From the power pony to essential beachy waves, learn how to achieve these looks with ease. Plus: What does your ponytail height say about you?*

pages 4 & 5

STAY CONNECTED



THEKIT.CA



@THEKIT



@THEKITCA



THEKITCA



THEKIT



THE KIT MAGAZINE



From Montreal or Madrid.  
To you or right around the corner.



Delivering the online world™

CANADA POST



POSTES CANADA

™Trademark of Canada Post Corporation.

canadapost.ca



Dress  
\$19.95

**H&M**



# BEWITCHING BEAUTY

As Angelina Jolie's *Maleficent* hits theatres, channel your inner evil queen with glimmering shadows and burnishing lacquers. These moody metallics are sure to make you the fairest of them all...



**1. LIKE MAGIC** Define eyes with emerald liner for a standout summer look. And the self-sharpening cap makes on-the-go touch-ups hassle-free anytime, anywhere. **Smashbox** Always Sharp Waterproof Kohl Liner in Cabana, \$23, at Shoppers Drug Mart and Sephora  
**2. PEACOCK PARADE** This blue-green-and-brown iridescent powder shadow will add depth and sparkling highlights to the eyes. **Nars** Single Eyeshadow in Malacca, \$28, at Sephora and Hudson's Bay  
**3. SMOKE AND MIRRORS** A charcoal black hue, with micro-silver shimmer, this shadow starts off as a light veil of colour and can be intensified to a smouldering finish. **Dior** Diorshow Fusion Mono Matte Eyeshadow in Nocturne, \$32, at Dior counters and thebay.com  
**4. FULL MOON** Enriched with skin-protecting vitamins A and E, this long-wear midnight-blue shadow stays put for a date-ready look that lasts from dusk till dawn. **Smashbox** Limitless 15 Hour Wear Cream Shadow in Sapphire, \$23, at Shoppers Drug Mart and Sephora  
**5. MIXED MESSAGES** With its amethyst-and-pewter-like colour mix and twinkling

shine, this nail varnish will have you thinking of an enchanted forest. **OPI** Nail Lacquer in Next Stop...The Bikini Zone, \$11, at professional salons and spas across Canada  
**6. DUSKY SCARLET** A deep copper polish has the same statement-making power as a classic red, but with an added dose of gothic edge. **Covergirl** Outlast Stay Brilliant Nail Gloss in Timeless Rubies, \$9, at mass market retailers nationwide and covergirl.ca  
**7. PERFECT POTION** Not only does this pearlized blue polish deliver high-impact colour, but the formula is also an all-in-one top-coat, nail strengthener and base coat for quick and easy chip-resistant nails. **Sally Hansen** Complete Salon Manicure in Black and Blue, \$9, at major drugstores, grocery stores and other retailers across Canada  
**8. EXOTIC VIOLET** With radiant orchid named the colour of the year by Pantone's hue gurus, this tropical purple shadow, infused with antioxidant-rich Labrador-tea extract, is on our must-have list. **Lise Watier** Ombre Soufflé Suprême in Prune Astral, \$24, lisewatier.com  
 EDITOR: NATASHA BRUNO. PHOTOGRAPHY: ADRIAN ARMSTRONG

## radar

The people, places and things in the world of style that got us talking



### KNOW:

**Ghesquière's Gang** Nicolas Ghesquière has not one, not two, but three renowned photographers—Bruce Weber, Annie Leibovitz and Juergen Teller—to shoot his first campaign for Louis Vuitton starring Liya Kebede, Freja Beha Erichsen and Charlotte Gainsbourg. Quite the illustrious start for LV's new designer!



### SHOP: MEN ARE NO LONGER SCOTT FREE

Jeremy Scott will be debuting Moschino's first menswear collection during London's Men's Fashion Week in June. He's known for his playful attitude toward fashion and pop culture, so excitement is brewing over what this debut collection will entail. For men craving a more humorous take on dressing, consider yourselves satisfied.



### GET: HAPPY HUMP DAY

Every Wednesday in May and June, J.Crew's Bloor Street (Toronto) and Robson Street (Vancouver) locations will be hosting events that'll perk you up midweek, including blogger chats, a how-to on men's styling and—hold the phone—ice cream!



### KNOW: GOOD COMPANY

Vancouver's Lululemon and Montreal's Birks Group have more in common than their Canadian roots. In an evaluation of average sales per square foot of US-based retailers, their American operations landed in the top 10 most productive, placing fifth and ninth respectively, and ranking them among Apple, Tiffany & Co. and Michael Kors.



### SHOP: BULL'S EYE COLLABORATION

On the heels of pairing with 31 Philip Lim and Peter Pilotto, Target has announced its next designer collaboration, this time with Joseph Altuzarra. The New York-based Altuzarra created more than 30 items for the retailer, ranging from \$18 to \$90. The collection is set to hit stores and net-a-porter.com on September 14.

**ONLINE** FOR YOUR DAILY DOSE OF FASHION AND BEAUTY NEWS READ RADAR EVERY MORNING AT [THEKIT.CA](http://THEKIT.CA)



## ask jeanne

*I love that I can ride my bike to work these days, but I'm tired of schlepping a different outfit to work. Do you have any ideas for bike-friendly outfits that will work for the office? —Jodie*

DEAR JODIE:

There's nothing cooler than a woman who takes an environmentally friendly mode of transportation to work but also looks chic doing it. And since you want to be careful about wearing garments that won't hamper your bike-riding ability, or cause you to become too sweaty, you do have to be savvy about your outfit choice. Wearing bicycle shorts or cropped yoga pants under a full skirt is a no-brainer for modesty's sake, since they can be taken off once you get to work and stashed for later. I love the fresh look of a full skirt (or dresses with full skirts), either flare or gathered, and these are right on trend. Team

yours with a simple tank, but avoid cotton. When you sweat, it cools fast and you could end up feeling cold and clammy. Try a polyester top or an ultra-fine merino wool. You can tie a lightweight cotton-knit cardigan around your shoulders for the ride—the perfect piece for a cool office. If you wear pants to work, a cropped pair with a cuff looks chic. Make sure the fabric has stretch and the legs are short enough not to get caught in your chain and stained with grease. A lightweight blazer or tailored sleeveless vest will dress up pants. If it's a hot day, stick to a tank top and stash your blazer in your backpack or bicycle basket. Grab a jacket made of wrinkle-free

material, so you can look sharp once you park your bike. Otherwise, keep a blazer at your desk.

Footwear is also key. Flats, whether ballets, loafers or man-style lace-ups, are all fine for biking, and rubber soles always make sense. Those who crave height can go with a pair of wedges. Make sure your shoes are secure on your feet and aren't liable to get stuck on your pedals. An American company called Merrell came out with a women's biking shoe a couple of years back that features a chunky, higher heel that is office-friendly. The shoe is called Evera, and the shoe fits snugly into pedals, with a rubber sole for grip. There

are other design features that really do make it perfect for riding. It may not qualify as high fashion, but it makes for an interesting look that would take you through the day. Avoid stilettos, and if you must go for a bit of a heel, make sure the shoe has some sort of Mary-Jane-style or ankle strap, to ensure your shoe stays on your foot, where it belongs.

Jeanne Beker is a contributing editor to the *Toronto Star* and host of Fashion Television Channel. Send questions to [askjeanne@thekit.ca](mailto:askjeanne@thekit.ca). Follow on Twitter @Jeanne\_Beker



# SUMMER HAIR GUIDE

Our roundup of the hottest runway hairstyles—including five perfect ponytails **BY** JILL DUNN




## 1 THE TREND DREAM WEAVER

Want a fail-safe, trendy summer do? Try the weave with *Game of Thrones*-inspired braids. From fishtails to milkmaid, braids are reimagined as boho plaits and oversized—think long and loose with flyaways at the front and roughed-up texture from roots to tip.

**The Pro's Take:** "There were so many cool versions on the runways, but the common thread is a lot of dry texture," says Matthew Curtis, Tresemmé celebrity stylist. Spritz a dry texturizing spray from roots to ends and back-comb using a few strokes of a natural-bristle brush (this won't tear hair). Just two or three brush strokes should do it—otherwise you'll have a knotted mess.

**The Go-To Product:** A beachy spritz or texturizing spray will give hair the grit it needs to stay put.

**The Kit Pick:** Vidal Sassoon Pro Series ColorFinity Dry Shampoo, \$5, walmart.ca





## 2 THE TREND CHIGNON SHIFT

We love the ease of a topknot and its recent upgrade. On spring runways, knots and chignons migrated south and got a structured update—rather than perched high on the crown with ends peeking out, this season's chignon is pared down, very sleek and nestled at the nape of the neck.

**The Pro's Take:** "It's about making it really clean and precise," says Ben Skervin, Vidal Sassoon Pro Series Celebrity Hairstylist & Ambassador, who works with Uma Thurman and Olivia Wilde. "Nothing more timeless than a chignon—when it's really sleek it gives hair a really cool silhouette, which makes it even more modern," says Skervin.

**The Go-To Product:** Keep frizziness away with a leave-in blow-dry treatment.

**The Kit Pick:** Tresemmé 7-day Keratin Smooth Heat Activating Treatment, \$8, at drugstores



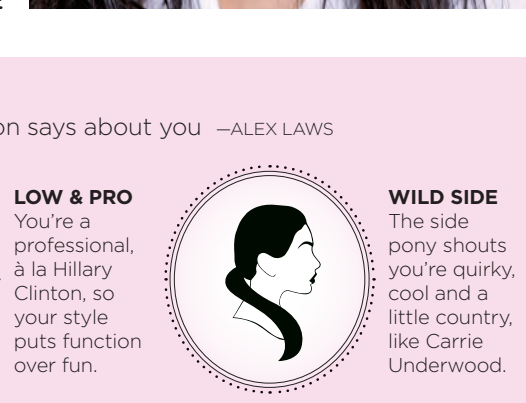

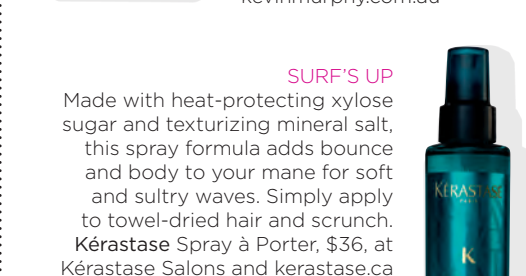
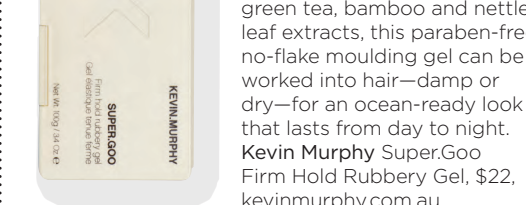
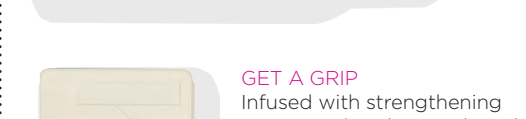

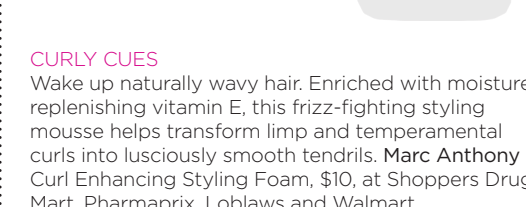
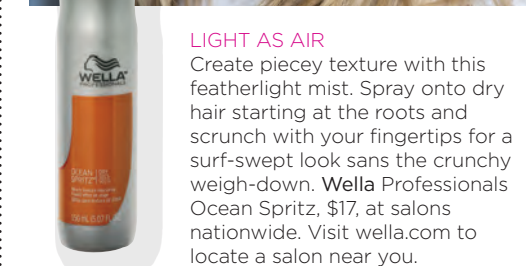
**ONLINE** WOULD YOU DO IT? DISCOVER THE LATEST KOOKY CELEBRITY HAIR TREND AT THEKIT.CA/OMGRE/

Scared of looking too slick? See right to achieve the new take on beachy locks

## BEACH BABE

Ride the waves with sand-and-surf-inspired textured locks. Beachy, tousled hair makes for a boho-chic beauty statement that's flirty and carefree

—NATASHA BRUNO



## 3 THE TREND CITY SLICKER

It's a tale of two textures this season: sleek, well-behaved roots meet kinked-out waves through the lengths of the hair. Consider it summer hat head—think of how your hair would look poolside after hours in a wide-brimmed chic chapeau: a bit flat on top and beachy through the ends.

**The Pro's Take:** Use a curling iron—sans clamp—to get kinks through the length and to add shine. Then cancel flyaways—get slick around the roots only. "Apply oil or a shine spray around the roots—this makes the hairline a focal point," says Curtis. "Keep the rest of the hair soft—you should be able to run your hands through it."



**The Go-To Product:** Slick hair down with an oil mist. For best results, add when it's dry, not wet.

**The Kit Pick:** Pantene Advanced+ Keratin Repair Keragloss Oil Mist, \$14, at drugstores.



# PRIZE PONIES

Whether pulled back tightly or left super-loose, the ponytail is the one look we saw everywhere at spring/summer fashion shows —JILL DUNN



### 1 BEACHY BABE

**As Seen at:** Christian Siriano  
**The Lowdown:** Bouncy, beachy ponytails are great for those with fine hair. Add oomph and loads of texture with a wave-enhancing spray and a diffuser before securing high on the head, just below the crown. Perfect for a hot summer night.

### 2 LOW AND LOOSE

**As Seen at:** Jil Sander, Helmut Lang, Reed Krakoff, Altuzarra  
**The Lowdown:** Ideal for mornings when you want to hit the snooze button. Simply secure hair just below the nape of the neck for instant cool-girl cred. Works well for fine-to-medium hair since the lengths are meant to be slinky.

### 3 POKER STRAIGHT AND TO ONE SIDE

**As Seen at:** DKNY  
**The Lowdown:** This prized ponytail is equally appropriate for day or date night. Works best on hair that's one length—choppy layers aren't cut out for a deep side part and side pony. Finishing touch: Run a flat iron through the ends.

### 4 SHOW PONIES

**As Seen at:** Jason Wu, Missoni  
**The Lowdown:** Lasso your hair with a structured hair tie (we saw gold barrettes and resin loops on spring runways). Adding an oversized accessory means you need thick tresses to pull it off (fine hair will look wimpy). Great for a special occasion—who needs an updo?

### 5 ORIGAMI-INSPIRED

**As Seen at:** David Koma, Osklen  
**The Lowdown:** Want to impress with your hair skills? Think linear, clean lines for your next pony with tucks, folds and precise cinching. This takes time, so save your best hair origami for a weekend night on the town.

### SHAKE YOUR TAIL

Ditch the basic black elastic for a little bit of sparkle —FARYN WEGLER



**EDGY CHIC** Transform your pony from basic to edgy with a pink cuff covered in pyramid-shaped studs. L. Erickson studded ponytail holder, \$68, at shop.nordstrom.com



**WRAP IT UP** This leather ponytail wrap is an easy way to add attitude to an otherwise simple do. Sephora Collection leather wrap ponytail holder, \$5, at sephora.ca




**RAZZLE-DAZZLE** Much more stylish than a typical elastic, this jewel-encrusted alternative adds instant glam. Cara Dazzling ponytail holder, \$17, at shop.nordstrom.com



**GOLDEN TOUCH** The 24-karat-gold-plated disc on this ponytail holder makes for a perfectly polished look. Mrs. President & Co. Instant Cool ponytail holder, \$62, at shopbop.com

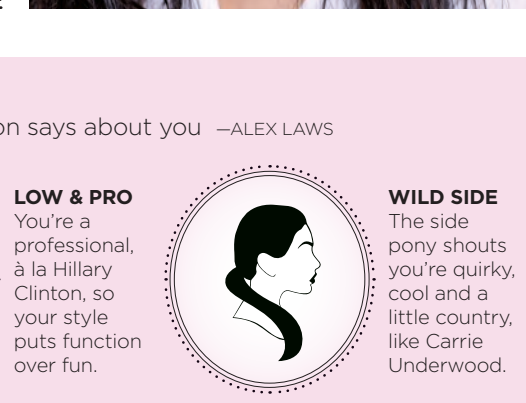

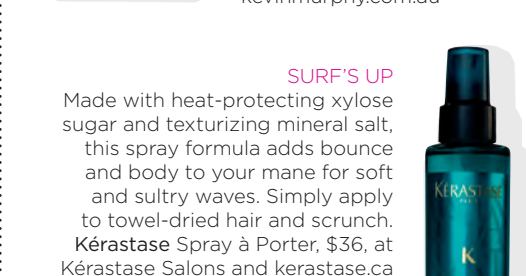
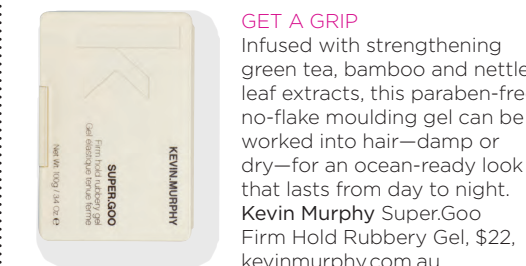
**ONLINE** FOR THREE HAIR HOW-TO'S DIRECT FROM THE RUNWAY, GO TO THEKIT.CA/HAIR-HOW-TO/



### POWER PONY 101

How to master the ponytail and get all-day staying power —JILL DUNN

- 1. Freshen up with a dry shampoo** when your pony starts to go limp—scrunch into the roots for an instant volume boost.
- 2. Add a frizz-fighting serum** to the length of your ponytail so hairs don't fuzz out in humidity.
- 3. Think "mist" rather than "spray"** when you reach for a can of hairspray as a finishing touch. Keep your distance—about six inches—so you lightly mist the whole pony rather than dousing one spot. This way it'll be swingy, not shellacked.
- 4. Know your hair tie.** Rubberized texture on your hair elastic means it will stay secure—not slip and slide until it's limp.
- 5. Use a brush, not your hands,** to style your ponytail. When you brush it back with a natural-bristle brush, it automatically smooths flyaways so your pony is bump-free (raking it back with your hands means you'll be forever fixing it).



### THE DO DECODER A completely unscientific commentary of what your ponytail position says about you —ALEX LAWS



**PLAYFUL & BOSSY**  
Like Reese Witherspoon and Minka Kelly on *Friday Night Lights*, you're part *Mean Girls*, part cheerleader.



**POSH PRISS**  
Like Reese Witherspoon and Minka Kelly on *Friday Night Lights*, you're part *Mean Girls*, part cheerleader.



**SOPHISTA SISTER**  
Same as Kate Middleton, one is ever so sophisticated and practical.



**LOW & PRO**  
You're a professional, à la Hillary Clinton, so your style puts function over fun.



**WILD SIDE**  
The side pony shouts you're quirky, cool and a little country, like Carrie Underwood.





*one-minute miracle*

**IDOL HANDS**

*As often as you've heard the rule, you've ignored it: Do. Not. Cut. Your cuticles. I can't tell you why the skin around your nails gets scraggly and dry. I can tell you that it (sometimes) bothers me and I (often) ignore the advice of experts too. No more. This brush-on gel soothes cuticles and hydrates even manly-dry cuticles, and it has worked so well on me, it's kick-started my mission to help bad cuticles everywhere. I use it on myself, then take advantage of the not-pink packaging and non-greasy feel to treat (read: sneak attack) the hands of the men in my life. (Sorry, Dad. And yes, you can have mine.)*

—CHRISTINE LOUREIRO

Sally Hansen Cuticle Rehab, \$9, at mass retailers and drugstores



*outfit envy*  
**KELLY RIPA**

Looking far from boring in dazzling blue-black sequins, the talk show host is a knockout at a Broadway premiere in New York City

—NATASHA BRUNO

**PURE AND SIMPLE**

A classic tailored blazer tops off the look with sleek sophistication, and the scrunched-up sleeves exude cool attitude.

**SPARE THE DETAILS**

Little to no jewellery finishes off the look without drawing attention away from the glimmering onesie.



**BLACK OUT**

The small boxy clutch adds a hit of dimension to the look, while its jet-black shade helps the sparkling outfit feel quite tame.

**WHITE LIGHT**

Stark white pumps lighten up the dark-as-night ensemble, and the pointy-toe silhouette helps to elongate Ripa's petite frame.

**SHINE ON**

All-over sequins add playful texture to this jumpsuit and an air of glamour for a night on the town.

**TIP**

If this all-dark outfit feels too heavy for warm summer nights, opt for open-toe heels and rock a strapless jumpsuit sans blazer for an ultra-flirty look.

PHOTOGRAPHY: GETTY IMAGES (RIPA)



*A beauty product recommendation from a friend is nice.*

*A beauty product recommendation from a team of beauty editors is even nicer.*

**Don't miss the One-Minute Miracles of 2014 in next week's issue of *The Kit*.**

We're giving away a basket of miracles every day for a month, each valued at more than \$385.

To enter, post a picture of you and your one-minute miracle on Instagram or Twitter with the hashtag **#oneminutemiracle**.



Contest begins May 29. No purchase necessary. Go to [thekit.ca/omm-contest/](http://thekit.ca/omm-contest/) for contest rules and regulations



## interview

# JAMIE LEE REARDIN

From waitressing in L.A. to Dior holding an event in her honour, Canadian fashion illustrator Jamie Lee Reardin is living a fairy tale. She chats about her love of Disney, social media success and the one fashion item she'll never give away

**EVERY JOB I GOT CAME FROM INSTAGRAM.** It has been a really good outlet for me to reach people who I normally couldn't contact. I reached Taylor Tomasi Hill that way, and she regrammed [re-posted from Reardin's Instagram account] some of my work and got me working with Moda Operandi on a regular basis. I worked with Rachel Zoe for the *Zoe Report*, illustrating seven pieces from her pre-Fall 2013 collection. A lot of amazing things have happened from this little app. It's kind of crazy how much of an impact it has had on my career.

**MY JOB'S LIKE CHRISTMAS MORNING ALL THE TIME.** I was always drawing Disney characters because I really wanted to be an animator for the longest time, but then my interests switched toward fashion at the end of high school. I found an amazing communications program at Ryerson University, and it seemed like the best fit for me because they offer all different areas. We did photography, illustration, history, graphic design and web design, and they covered all bases so that when you graduated you could go into any field you wanted to.


**I MOVED TO L.A. FIVE YEARS AGO,** and when I moved I was doing different internships in the fashion industry. I worked as an assistant designer for Forever21—I hated that job. I quit. I was always waitressing in between and I officially quit almost exactly a year ago. I just wanted to focus all of my energy on my art because, you know, even just working a couple of shifts at the restaurant was taking away all of my energy and creative drive.

**THE VP OF DIOR BEAUTY IN NEW YORK** found me on Instagram a year ago and we worked on a few personal projects together for some of her friends. We kind of stayed in touch throughout the year. She contacted me in January to do some line sketching at an event that they were hosting in L.A. It was a Dior and Operation Smile event, so they put this brunch on every year and they invite celebrities and makeup artists. Basically I was there sketching all the celebrities so they'd have a little gift to take home with them after the event.

**I WAS A LITTLE BIT NERVOUS MY FIRST TIME DRAWING LIVE** in front of people and I had such a short crunch timeline to get in 20, drawings, so it was a little bit stressful but it was so much fun.

**IN FEBRUARY I SIGNED WITH DIOR BEAUTY** as artist in residence and beauty ambassador for the year. For the whole month of January, I knew it was a big possibility but nothing official, so the whole time I was like, "I'm not going to get too excited because it's not for sure," but it's so overwhelming with all the things they proposed to me. It's been exciting. They have already sent me to New York and Paris with them in the last two months, so I am excited to see what they have in store for me for the rest of this year!

**MY CAREER HIGHLIGHT WAS WHEN DIOR** put on an event for me in New York. They had the whole Dior Suite at the St. Regis Hotel rented out for the night, and they planned a dinner and invited a bunch of fashion industry icons I had worked with but had yet to meet. We had Derek Blasberg there, and Taylor Tomasi Hill, and the *Coveteur* covered the whole dinner. They set me up with makeup, hair and a Dior dress to wear. It was just beyond anything I could have ever imagined. I was a waitress before so I'm usually working things like this as opposed to being



FROM LEFT: REARDIN'S SKETCH OF TAYLOR TOMASI HILL; REARDIN; HER SKETCHES OF THOM BROWNE'S SPRING 2014 RUNWAY SHOW

in front of a camera and having all these people doting on me. It was very unusual, but really flattering that they put so much work into that for me.

**WHEN I AM DONE MY FREELANCE WORK,** I'll do personal projects, which is just my favourite thing to do—get really inspired, read books. I love big photography books like Tim Walker, and I love Tim Burton. I like to delve into their minds and worlds and see what inspires me. I still love Disney and it holds a special place in my heart, so I think a lot of my work comes out of that love for characters and animation—Cruella De Vil in particular.

**MY PERSONAL STYLE IS VERY CASUAL.** I'm a bit of a tomboy. I stick to tight jeans or skinny jeans and a looser shirt, a little bit edgy. I wear a lot of black and white—not much colour in my life. Zara is a go-to place for me. I love Sandro, ASOS and Revolve clothing.

**THE ONE ITEM IN MY CLOSET I'LL NEVER GIVE AWAY** is my Diorling handbag that I just got as a gift. I am obsessed with it. I'm not usually a handbag person, but this thing, I love it!

**I HAVE SO MANY DREAMS I WANT TO PURSUE** and directions I want to take my art. I feel like the opportunities are endless for illustration and the ideas I have, like working with Tim Burton one day and drawing live at fashion shows. All these things I haven't yet accomplished.

**EVERY DAY I TRY AND THINK ABOUT** things that I am happy about. I try to remind myself of things that I am really thankful for everyday. That's how I keep myself going and [stay] positive about what I am doing.

—As told to Kim Curley. This interview has been edited and condensed. Visit [jamielereardin.com](http://jamielereardin.com)

## A CLICK AWAY FROM YOUR CLOSET

OUR FAVOURITE ITEMS FROM E-TAILERS WE LOVE

"Fresh and modern" describes this black-and-white patterned design by Saint Laurent. This elegant bag is the perfect accessory for your LBD or skinny white jeans.



Saint Laurent chevron-pattern medium Betty Bag, \$2,348\*

[thekit.ca/avenuek](http://thekit.ca/avenuek)

\*U.S. dollars.

In collaboration with **AVENUE K**

**Scallops.** Stay ahead of the curve in spring's prettiest trend: the scalloped edge. This feminine detail is every bit as sophisticated as it is sweet in cotton candy hues. Pair these styles with a white shift dress to give your office attire some added dimension or with a flirty skirt that's sure to turn heads out on the town!



Brian Atwood Besame leather scalloped pointy-toe pump, \$695

Brian Atwood Luz peep toe scalloped wedge in snakeskin, \$895

[thekit.ca/theseptember](http://thekit.ca/theseptember)

In collaboration with **THE SEPTEMBER**

*Obagi Nu-Derm is your clinically proven line of defense against the signs of aging. Discover a complete skin care system to reveal healthy, youthful skin once more. Correct the skin damage that results from age, sun exposure, and environmental aggressors. Obagi Nu-Derm penetrates below the surface to transform your skin at the cellular level. By far the most powerful anti-aging system from Obagi medical skin care!*



Obagi Nu-Derm, \$36 to \$433

[thekit.ca/spaboutique](http://thekit.ca/spaboutique)

In collaboration with **SpaBoutique**

*It's fun to have a secret, and History + Industry's Amaranth Earrings give us just that. The bold, cryptic style is code for immortality, and features glass, resin spikes, and hypoallergenic earwire. Irene's 2014 collection draws from the Victorian tradition of floriography—where flowers were arranged to communicate unspeakable messages.*



History and Industry Amaranth Earrings, \$42

[thekit.ca/brika](http://thekit.ca/brika)

In collaboration with **BRIKA**



Editor-in-Chief  
Christine Loureiro

Art Director  
Jessica Hotson

Senior Editor  
Alex Laws

Assistant Art Directors  
Sonya van Heyningen,  
Kristy Wright

Fashion Editor  
Vanessa Taylor

Beauty Editor  
Rani Sheen

Online Editor  
Emma Yardley

Designer  
Amber Hickson

Special Projects Editor  
Michelle Bilodeau

Publisher, The Kit  
Giorgina Bigioni

Direct advertising inquiries to:  
Associate Publisher  
Tami Coughlan  
([tlc@thekit.ca](mailto:tlc@thekit.ca))

Project Director, Digital  
Media  
Kelly Matthews

The Kit is Canada's  
Beauty Authority  
(c) 2014, The Kit,  
a division of Toronto Star  
Newspapers Limited.



President,  
Star Media Group  
John Cruickshank

Editor-in-Chief,  
Toronto Star  
Michael Cooke

## THE KIT ON INSTAGRAM

Go behind the scenes with our team at photo shoots, events and more. Follow us at [instagram.com/thekitca](http://instagram.com/thekitca)



### HIGH PRAISE

Now on display in our boardroom! The Kit took home three honourable mentions from the Min Best of Digital Awards in New York #minawards



### FLORAL FIXATION

Someone is having an amazing 2nd day! Welcome @ranisheen to The Kit team!



### MANI MODEL

The finger fan, right, is a do! @ranisheen gets a lesson in hand modelling from Sally Hansen's manicurist supreme @mpnails.



### NEW YORK MINUTE

Art director @jesshotson and editor-in-chief @clouireiro in NYC for the #minawards





PURE DELIGHT  
WEDDING BANDS  
STARTING AT \$1,550

MAISON  
**BIRKS**  
EST. 1879



55 BLOOR STREET WEST | TORONTO EATON CENTRE | FIRST CANADIAN PLACE  
FAIRVIEW MALL | MAPLEVIEW | SHERWAY GARDENS | YORKDALE